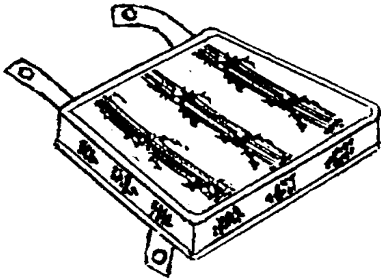






DINING AND KITCHEN CHAIR CUSHIONS FOR YOUR ERCOL FURNITURE AND FOR PRIORY AND OTHER GOOD MAKES



It's the dome that

makes the difference




CUSHION COVERS Are deep bordered and tailored to shape complete with zipped underlining for easy cleaning. Four straps fitted with press fasteners, are sewn in with reinforced stitching, these fasteners connect to studs fitted underneath the chair seat (some have short straps fitted inside the rails and others have Velcro fastening) according to the original style. All our bordered cushions are piped top and bottom but you can have the top piping left off, if you so wish.

DOME TOPPED FOAM INTERIORS Are made from high quality heavy density Combustion modified foam 1½" thick domed to 2" **Doming the foam is essential** for this type of cushion to help the cover to keep its shape and prevent bagging. It is also more comfortable to sit on and lasts longer.

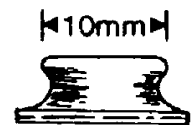
PRESS FASTENER FITTINGS

The British Standard fastener fitted to our cushion is the one illustrated in the diagram. (10 mm diameter).
 If your studs are missing or of the older narrow type , please order studs to match the fastener, they are easy to fit and come complete with screws.



PRESS FASTENER STRAPS.

All long straps are a standard 4 inches from stud to seam. Some older chairs may have straps of a random length, if this is so we advise you to move the studs on the underside of the chair, it is very simple and easy to do. If you are unable to do this please let us know the length that you require the straps, we will let you know the small charge required for the extra work.

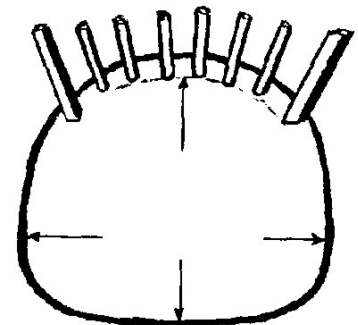


TO FIND THE CUSHION TO FIT YOUR CHAIR.

From the the diagrams overleaf find the shape that matches the shape of the chair seat. Now measure from the front edge of the seat to the back rail in the middle of the seat, as shown by the arrows in the diagram opposite, deduct **half an inch** and make a note, this is the front to back measurement of the cushion.

Now measure the seat from side to side at its **widest part** and deduct **one full inch**, make a note of this size and you now have the width of the cushion. These two measurements should enable you to identify the style and its number. Please note; the cushions are always slightly smaller than the wooden seats to prevent overedging when in use

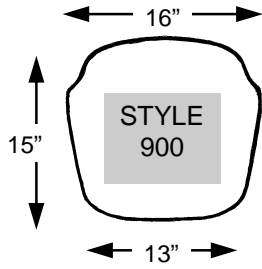
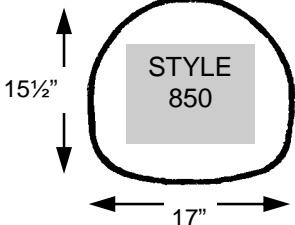
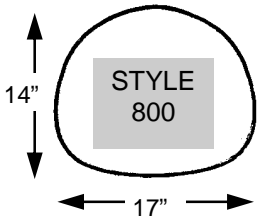
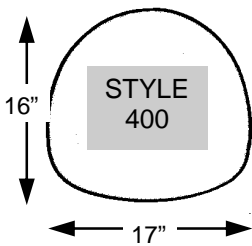
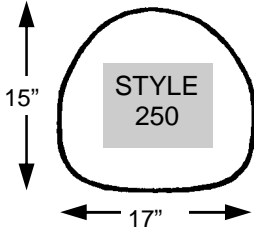
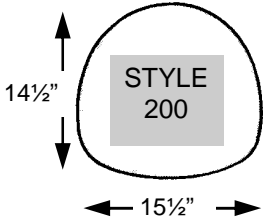
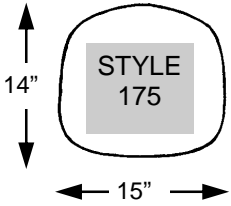
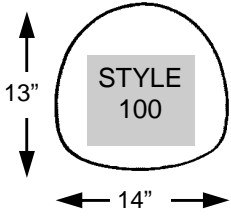
If you do not see among our diagrams overleaf, the size and shape you require, we can — for a small extra charge— and a suitable template, make special size cushions. (minimum order 3 cushions) Please see separate chart and instructions.



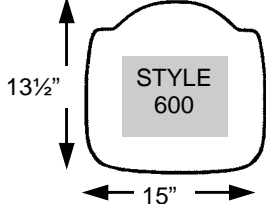
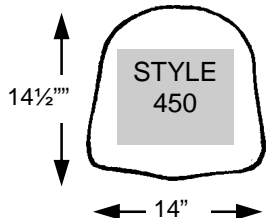
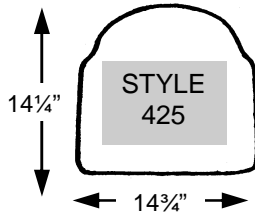
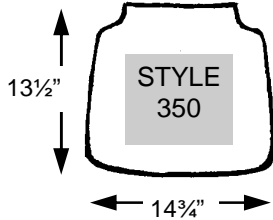
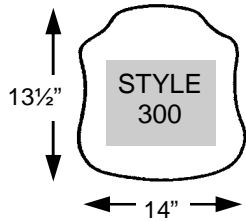
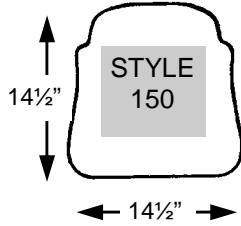
Cushion shapes and sizes for your dining or kitchen chairs

The shapes and sizes shown below are designed to fit most models of ERCOL and other good makes of solid seat dining and kitchen chairs manufactured over the last 40 years or so.

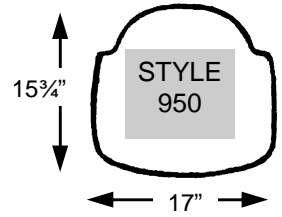
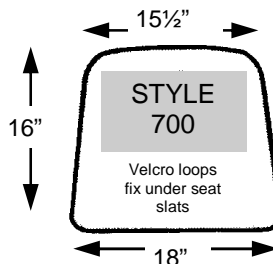
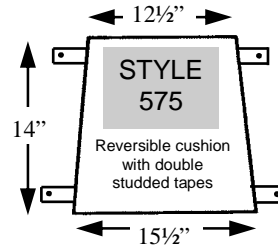
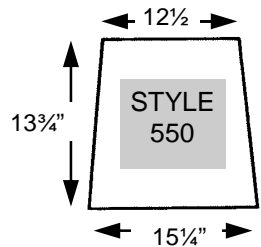
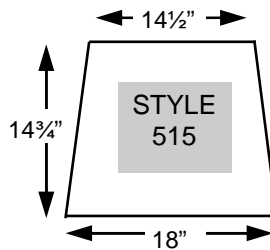
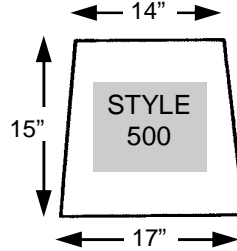
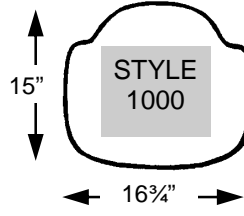
Windsor, Goldsmith and Quaker Chairs



Windsor and kitchen chairs



Old Colonial, Yorkshire and Ladder Back Chairs



PLEASE SEE OVER

If you cannot see your style of dining or kitchen chair from the style guide, follow the simple instructions below.

How to make a Template for your Dining Chairs

1. First you need to find the centre line of the seat, by measuring across the front and across the back as shown in Diagram 'A'. Put two marks on the seat to indicate the centre line. Two small pieces of sticky paper, (stamp edging, or such like) make it easier to make the marks.
2. Using a piece of paper a little larger than the chair seat, fold it in half with a nice straight crease, and then place the creased edge on the two centre marks. Make sure that the paper covers the outer edge of the seat and runs up the back sticks at least 1 inch (2.5cm). Fix the paper in position with 3 strips of sticky tape as shown on diagram 'B'.
3. Holding the folded paper down with one hand, crease the paper over the side edge and front of chair and down into the place where the back sticks join the seat. It helps to put a few snips in the paper between the sticks as shown in the diagram 'B'. Using a Ball Point pen, mark a small half circle at the bottom of each stick which will enable us to correctly place the holding straps. Now mark all round the side and front edge of the seat
4. Print your name on the paper and remove it from the chair seat and while it is still folded, cut along the line defining the edge of the seat. **DO NOT CUT ALONG THE BACK STICK LINE** - leave at least 1 inch (2.5cm) of paper above the half circle stick marks.
5. Open out the paper and it should be a good fit on the chair seat.

Please Note: The finished cushions will be slightly smaller than the template to prevent overedging when in use.

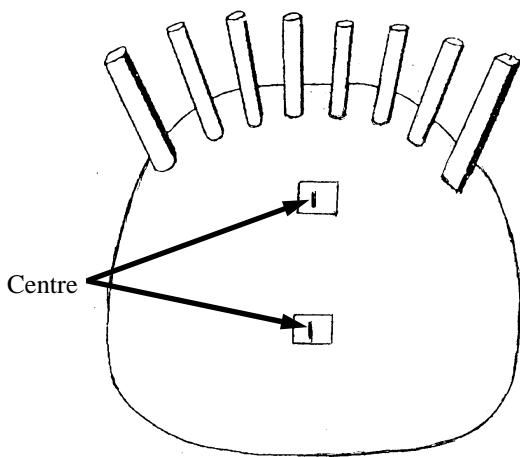


DIAGRAM 'A'

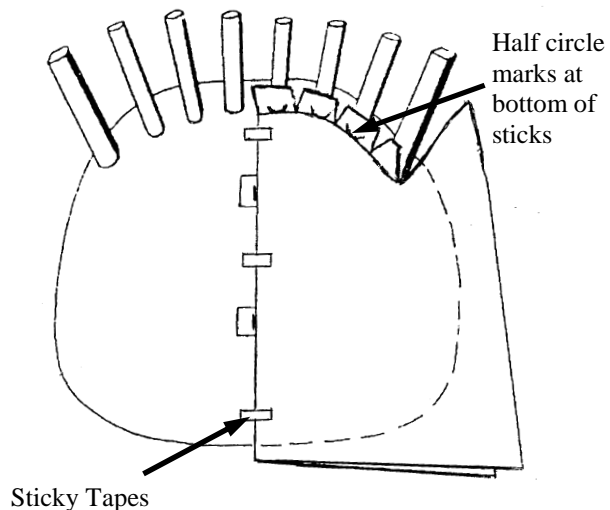


DIAGRAM 'B'



Price List

DINING AND KITCHEN CHAIR CUSHIONS

Complete with Domed Foam Interiors

| The price of each complete Cushion is shown immediately below the PRICE GROUP COLUMN of the Fabric selected. | Fabric Price Group C | Fabric Price Group E | Fabric Price Group F | Fabric Price Group G | Fabric Price Group H | Fabric Price Group J |
|--|--------------------------------|--------------------------------|--------------------------------|--------------------------------|--------------------------------|--------------------------------|
| Styles 100 - 150 - 175 - 200 -300 350 - 425 - 450 - 550 - 600 - 800 | £61.30 | £62.57 | £65.67 | £69.29 | £73.85 | £78.06 |
| Styles 250 - 400 - 500 - 515 - 575 - 850 - 900 - 950 - 1000 | £71.49 | £73.47 | £75.88 | £79.54 | £84.11 | £88.35 |
| Style 700* this cushion is fitted with Velcro fasteners underneath | £79.59 | £82.05 | £83.90 | £89.64 | £95.37 | £99.62 |

Press Studs for fitting under chair seat (if not already fitted to your chair) Set of 4 supplied with screws. Price: £3.00 per cushion, Postage and Packing free if sent with the cushions. £3.50 per cushion plus £1.50 Postage and Packing if sent separately.

Discounted Price each for 4 or 5 Cushions (10% Discount)

| The price of each complete Cushion is shown immediately below the PRICE GROUP COLUMN of the Fabric selected. | Fabric Price Group C | Fabric Price Group E | Fabric Price Group F | Fabric Price Group G | Fabric Price Group H | Fabric Price Group J |
|--|--------------------------------|--------------------------------|--------------------------------|--------------------------------|--------------------------------|--------------------------------|
| Styles 100 - 150 - 175 - 200 -300 350 - 425 - 450 - 550 - 600 - 800 | £52.05 | £53.71 | £55.76 | £58.83 | £62.71 | £66.27 |
| Styles 250 - 400 - 500 - 515 - 575 - 850 - 900 - 950 - 1000 | £64.34 | £66.11 | £68.30 | £71.58 | £75.70 | £79.51 |
| Style 700* this cushion is fitted with Velcro fasteners underneath | £71.63 | £73.85 | £76.57 | £80.68 | £85.83 | £90.60 |

Discounted Price each for 6 or more Cushions (15% Discount)

| The price of each complete Cushion is shown immediately below the PRICE GROUP COLUMN of the Fabric selected. | Fabric Price Group C | Fabric Price Group E | Fabric Price Group F | Fabric Price Group G | Fabric Price Group H | Fabric Price Group J |
|--|--------------------------------|--------------------------------|--------------------------------|--------------------------------|--------------------------------|--------------------------------|
| Styles 100 - 150 - 175 - 200 -300 350 - 425 - 450 - 550 - 600 - 800 | £49.16 | £50.73 | £52.40 | £55.56 | £59.22 | £62.59 |
| Styles 250 - 400 - 500 - 515 - 575 - 850 - 900 - 950 - 1000 | £60.77 | £62.45 | £64.50 | £67.61 | £71.50 | £75.10 |
| Style 700* this cushion is fitted with Velcro fasteners underneath | £67.65 | £69.74 | £72.32 | £76.20 | £81.06 | £85.57 |

Please note; The above prices are discounted and cannot be subject to further discounts or sale offers.

While every endeavour will be made to maintain current prices, we reserve the right to alter price and detail specifications without prior notice. Customers will of course be notified of any change. Prices include VAT.